

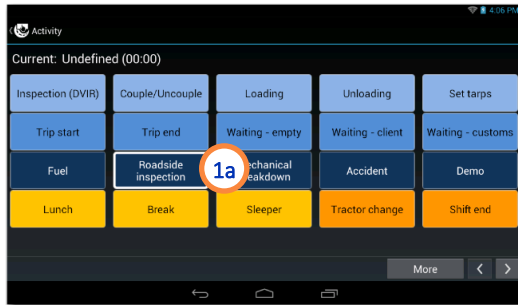


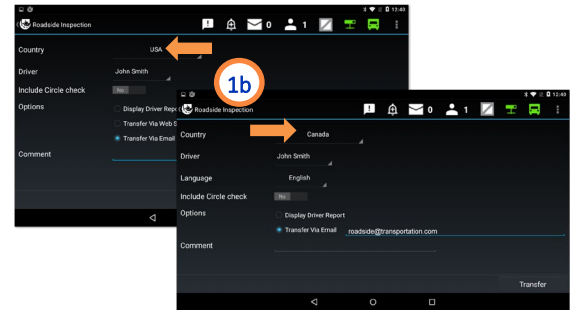
! Before you begin, make sure the cellular network and vehicle gateway connection icons   are green.

1. Accessing the Roadside inspection page

a. Tap *Roadside Inspection* on the activities page.



b. Select the *Country* you are in.



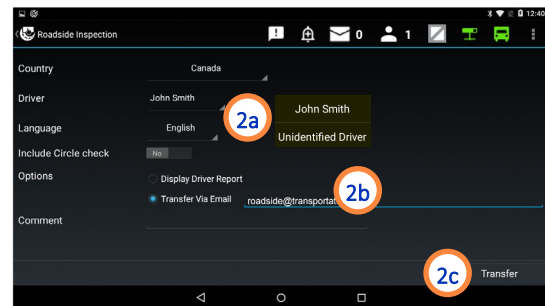
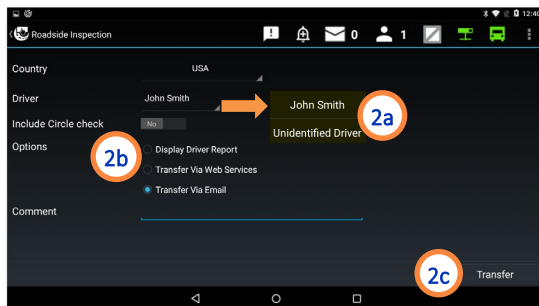
2. USA – Roadside inspection

OR

2. Canada – Roadside inspection

- Select the *Driver* to include in the report and whether to include the *Circle check*.
- Select to either *Transfer* the report *Via Web Services* or *Email* or to *Display the Driver Report* on screen. Note that the correct email is already programmed in the tablet and cannot be entered manually.
- Tap *ELD Transfer* (if *Transfer Via Web Services* or *Email* is selected) or *Display* (if *Display Driver Report* is selected). If the connection to the vehicle's gateway is lost, only *Display Driver Report* can be selected. Additionally, you can contact your dispatch to have them send the report.

- Select the *Driver* and the report's *Language*, and whether to include the *Circle check*.
- Select to either *Transfer* the report *Via Email* or to *Display the Driver Report* on screen. Note that **you must enter a valid email** when *Transfer Via Email* is selected.
- Tap *Display* (*Display Driver Report* is selected) or *ELD Transfer* (*Transfer Via Email* is selected). If the connection to the vehicle's gateway is lost, only *Display Driver Report* can be selected. Additionally, you can contact your dispatch to have them send the report.




The *Comment/Officer's Badge No* field can be used to enter additional information if needed.

Also note that an extra window may appear asking to select the application for opening the report in PDF format on the tablet.

! If malfunctions occur with the electronic logbook, **you are required to record your hours of service in a paper logbook.**

3. Consulting a report on screen

- To view the report on the tablet scroll up and down, or swipe the screen to the left and to the right.
- View the requested information.
- Press the tablet's return button  to return to the operator's login page.



Certification

ISAAC Instruments inc. certifies that the ISAAC OnTheGo hours of service (HOS) management **complies with the Federal Motor Carrier Safety Administration regulations 49 CFR 395. ISAAC Instruments' ELD Registration ID: VII.7.**

The ISAAC InMetrics Series 2 gateway also **complies with the ELD rule in Canada under certification number 1F04.**